



GRANITO LLP

Dreams Come True

COLLECTION 2022

600X1200 mm | PGVT | HIGH GLOSSY

Let's **Embark** on a New **Journey!**


We are delighted and excited to have old and new members of our family together.

A never-ending journey filled with happiness, fun, laughter, dreams and aspirations has begun.

Today, we take that first baby step into a glorious future. There is some amount of trepidation, anxiety and nervousness. But that's natural and expected. What is important is to keep our road map at hand, and our goals in mind. Let us walk onto the path of team spirit to reach our success destination. On this day, let's vow to keep our faith – in each other, in this company and in our leadership. We will have everything going for us, if we keep this faith. Let's pledge to be unstoppable and take the market by surprise! Let's be partners in each other's growth! Together, we can do it! And we will do it!

**ONCE AGAIN, A WARM WELCOME TO
EVERYONE!**





MADE IN
INDIA



INSPIRED FROM
ITALY

EVERYTHING STARTS WITH A MARBLE.

We have taken the marble look ceramic tiles to a whole new level where the natural stone and its interpretation merge into a new, original form of absolute authenticity. It is inspired by the marble of artistic tradition, exploring new surfaces that are unique in their purity, colour, and shine.



**MAKING 60X120 CM WITH
NEW PHILOSOPHY.**

EXCELLENCE



RELIABILITY

WE
MAKE TILES
THAT MAKE
A **DIFFERENT**
IN
SPACE.






600X1200 MM
HIGH GLOSS FINISH



GRANITO LLP

Dreams Come True



PORTORO BLACK (GS-8001)



HIGH STRENGTH



ECO FRIENDLY



RANDOM DESIGN



LOW MAINTENANCE


600X1200 MM

HIGH GLOSS FINISH



GRANITO LLP

Dreams Come True



CRIX NATURAL (GS-8002)



HIGH STRENGTH



ECO FRIENDLY



RANDOM DESIGN





LOW MAINTENANCE

600X1200 MM
HIGH GLOSS FINISH



GRANITO LLP

Dreams Come True



CRIX BRONZE (GS-8003)



HIGH STRENGTH



ECO FRIENDLY



RANDOM DESIGN





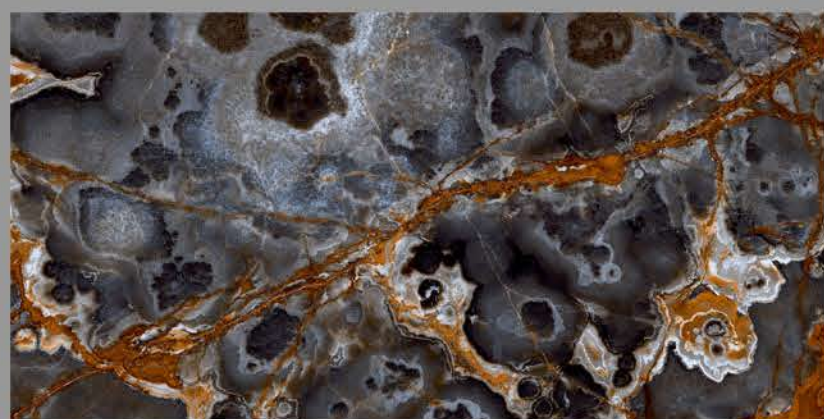
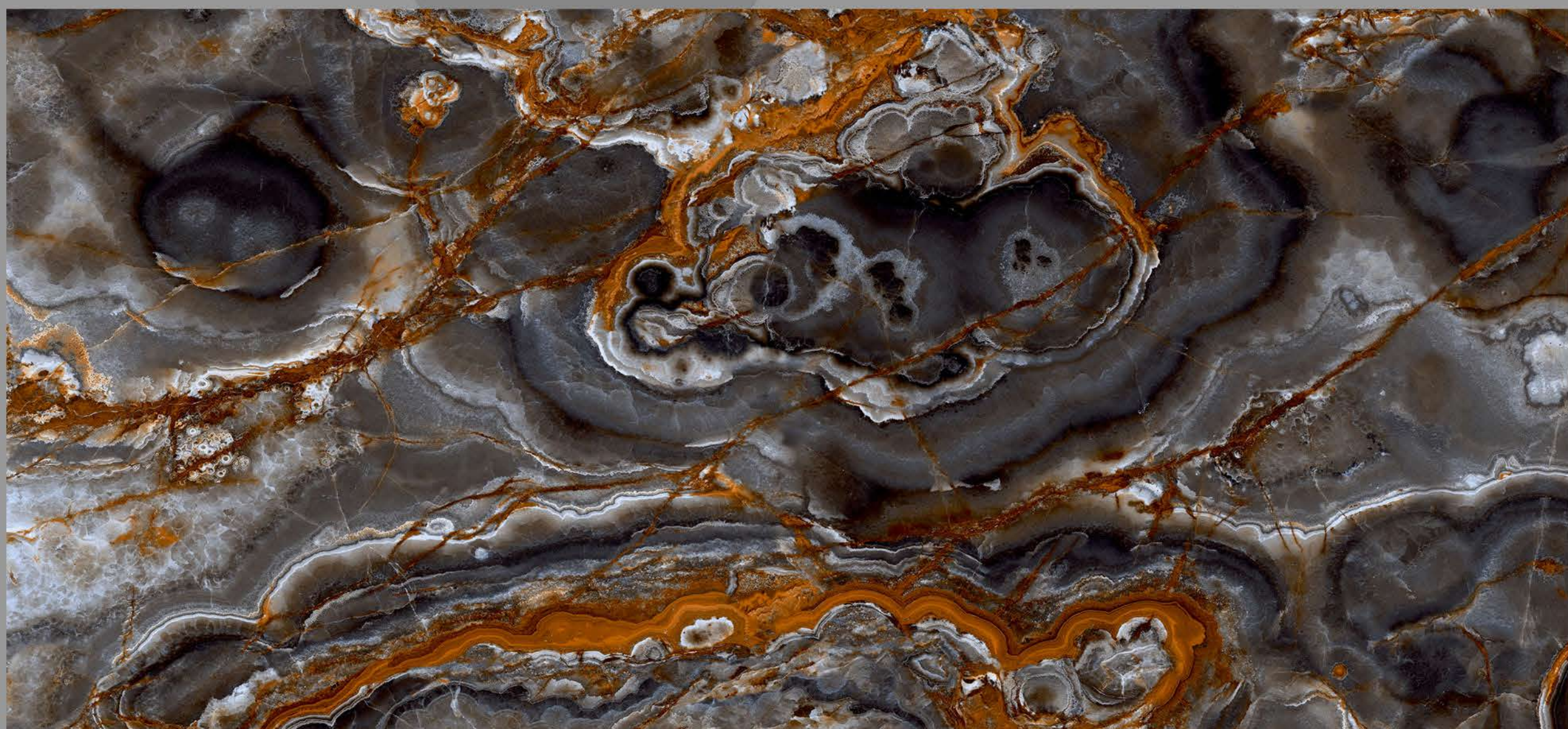
LOW MAINTENANCE

600X1200 MM
HIGH GLOSS FINISH



GRANITO LLP

Dreams Come True



LUCIDO PULPIS (GS-8006)



HIGH STRENGTH



ECO FRIENDLY



RANDOM DESIGN



LOW MAINTENANCE



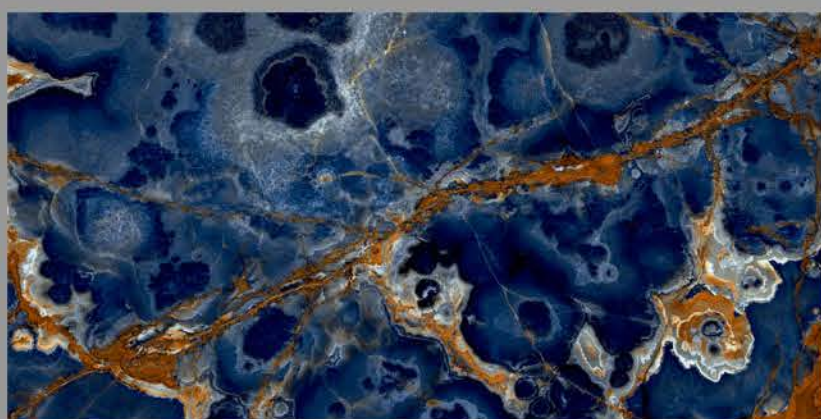

600X1200 MM

HIGH GLOSS FINISH



GRANITO LLP

Dreams Come True



LUCIDO SAPPHIRE (GS-8007)



HIGH STRENGTH



ECO FRIENDLY



RANDOM DESIGN





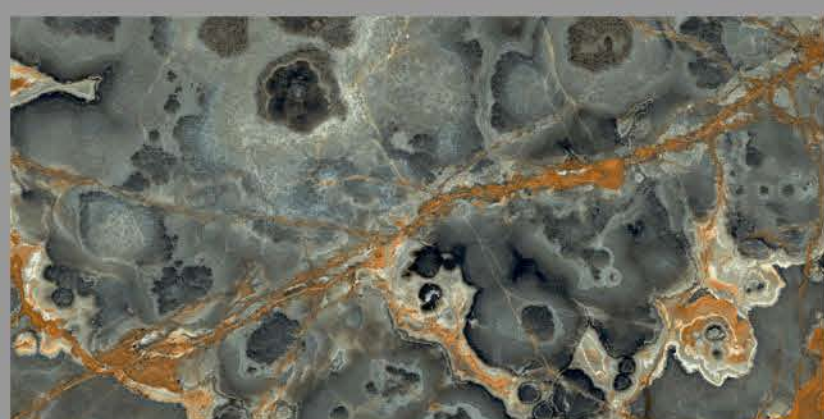

LOW MAINTENANCE

600X1200 MM
HIGH GLOSS FINISH



GRANITO LLP

Dreams Come True



LUCIDO GRAVEL (GS-8008)



HIGH STRENGTH



ECO FRIENDLY



RANDOM DESIGN





LOW MAINTENANCE

600X1200 MM
HIGH GLOSS FINISH



GRANITO LLP

Dreams Come True



SAINT LAURENT (GS-8009)



HIGH STRENGTH



ECO FRIENDLY





RANDOM DESIGN



LOW MAINTENANCE

600X1200 MM
HIGH GLOSS FINISH



DESERT SAPPHIRE (GS-8010)



HIGH STRENGTH



ECO FRIENDLY



RANDOM DESIGN



LOW MAINTENANCE

600X1200 MM
HIGH GLOSS FINISH



GRANITO LLP

Dreams Come True



DESERT BRONZE (GS-8011)



HIGH STRENGTH



ECO FRIENDLY



RANDOM DESIGN




LOW MAINTENANCE

600X1200 MM
HIGH GLOSS FINISH



GRANITO LLP

Dreams Come True



LUCENT SKY (GS-8012)



HIGH STRENGTH



ECO FRIENDLY



RANDOM DESIGN




LOW MAINTENANCE

600X1200 MM
HIGH GLOSS FINISH



GRANITO LLP

Dreams Come True



ARMANI BRONZE (GS-8013)



HIGH STRENGTH



ECO FRIENDLY



RANDOM DESIGN






LOW MAINTENANCE

600X1200 MM
HIGH GLOSS FINISH



GRANITO LLP

Dreams Come True



GOLDEN BLACK (GS-8015)



HIGH STRENGTH



ECO FRIENDLY




RANDOM DESIGN



LOW MAINTENANCE

600X1200 MM
HIGH GLOSS FINISH



PIXEL BLACK (GS-8016)



HIGH STRENGTH



ECO FRIENDLY





RANDOM DESIGN



LOW MAINTENANCE

600X1200 MM
HIGH GLOSS FINISH



PIXEL SAPPHIRE (GS-8017)



HIGH STRENGTH



ECO FRIENDLY



RANDOM DESIGN




LOW MAINTENANCE

600X1200 MM
HIGH GLOSS FINISH



GRANITO LLP

Dreams Come True



ALFASO NATURAL (GS-8018)



HIGH STRENGTH



ECO FRIENDLY



RANDOM DESIGN





LOW MAINTENANCE

600X1200 MM
HIGH GLOSS FINISH



GRANITO LLP

Dreams Come True



MEDRID BLACK (GS-8021)



HIGH STRENGTH



ECO FRIENDLY



RANDOM DESIGN



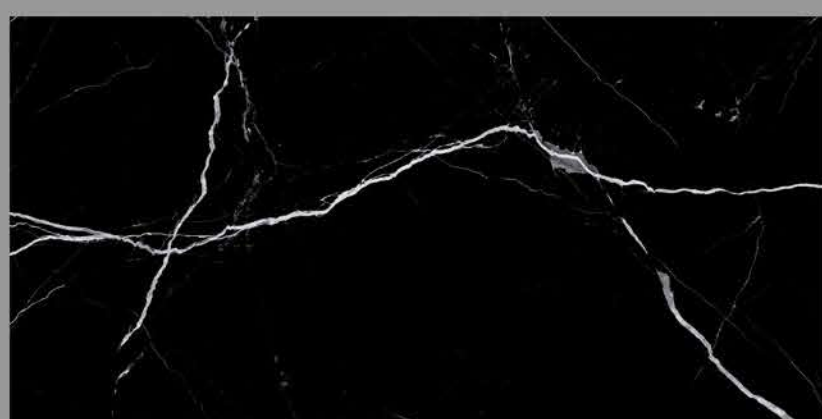


LOW MAINTENANCE

600X1200 MM
HIGH GLOSS FINISH



GRANITO LLP

Dreams Come True



DREAM WHITE (GS-8022)



HIGH STRENGTH



ECO FRIENDLY



RANDOM DESIGN







LOW MAINTENANCE

600X1200 MM
HIGH GLOSS FINISH



GRANITO LLP

Dreams Come True



CASTILO PULPIS (GS-8023)



HIGH STRENGTH



ECO FRIENDLY







RANDOM DESIGN




LOW MAINTENANCE

600X1200 MM
HIGH GLOSS FINISH



CASTILO BLUE (GS-8024)



HIGH STRENGTH



ECO FRIENDLY



RANDOM DESIGN



LOW MAINTENANCE

600X1200 MM
HIGH GLOSS FINISH



GRANITO LLP

Dreams Come True



PLETHORA WHITE (GS-8025)



HIGH STRENGTH



ECO FRIENDLY



RANDOM DESIGN



LOW MAINTENANCE

600X1200 MM
HIGH GLOSS FINISH




GRANITO LLP

Dreams Come True



STRIP BRONZE (GS-8026)



HIGH STRENGTH



ECO FRIENDLY



RANDOM DESIGN



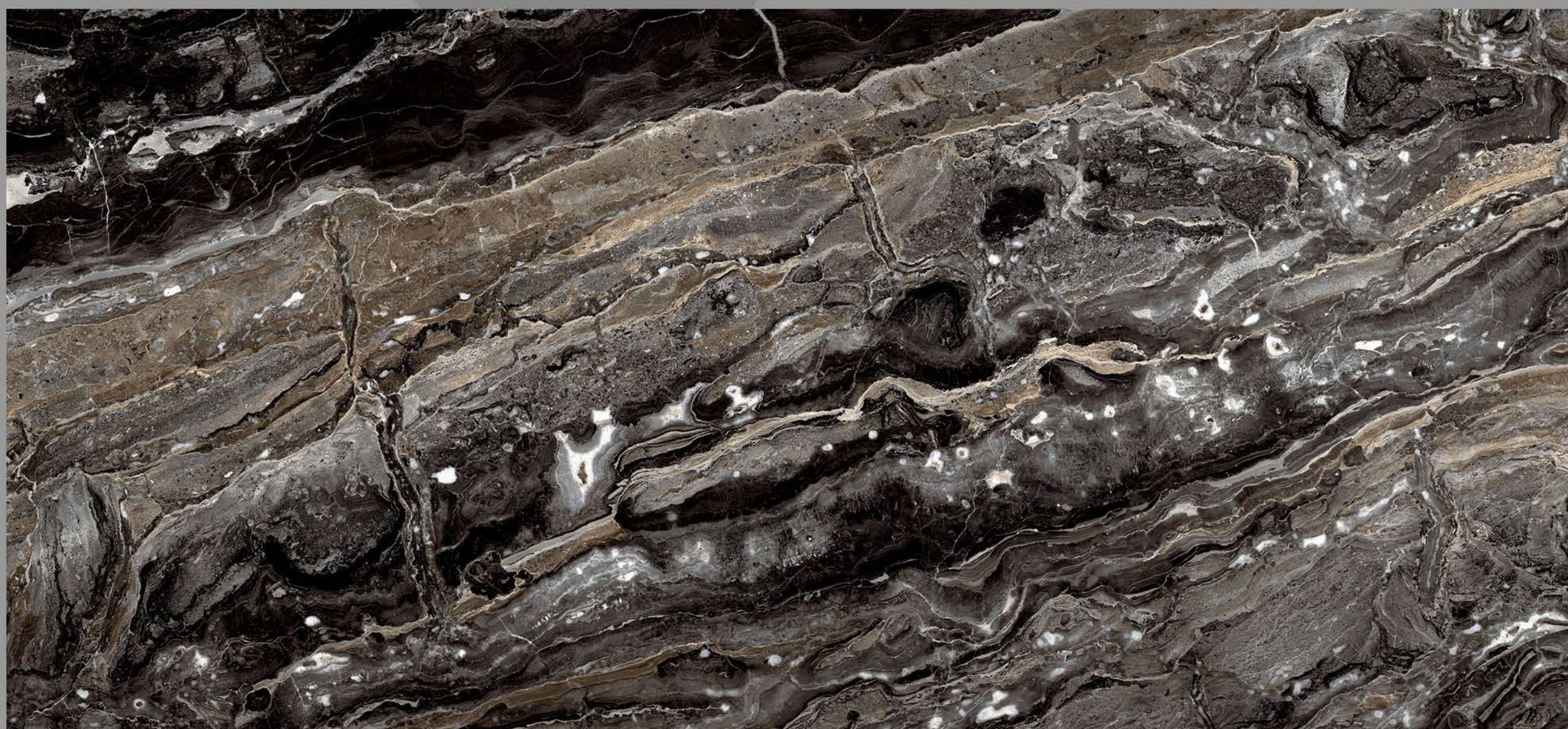
LOW MAINTENANCE

600X1200 MM
HIGH GLOSS FINISH



GRANITO LLP

Dreams Come True



CRIMENCIA NATURAL (GS-8028)



HIGH STRENGTH



ECO FRIENDLY



RANDOM DESIGN



LOW MAINTENANCE

600X1200 MM

HIGH GLOSS FINISH



GRANITO LLP

Dreams Come True



STONELLA BLACK (GS-8029)



HIGH STRENGTH



ECO FRIENDLY



RANDOM DESIGN



LOW MAINTENANCE


600X1200 MM

HIGH GLOSS FINISH



GRANITO LLP

Dreams Come True



STONELLA SAPPHIRE (GS-8031)



HIGH STRENGTH



ECO FRIENDLY



RANDOM DESIGN



LOW MAINTENANCE




600X1200 MM

HIGH GLOSS FINISH



GRANITO LLP

Dreams Come True



BLACK STROKE (GS-8032)



HIGH STRENGTH



ECO FRIENDLY



RANDOM DESIGN




LOW MAINTENANCE

Instructions

Handling

For handling the slabs, as well as for cutting and laying, CREANZA recommends the use of a kit of devices designed especially for large sizes. To increase rigidity and limit twisting, use a system composed of parallel and transverse guides



Parallel And Transverse Guides



Reinforced Trolley for slab tile

Cutting & Drilling

1. Side Cutting Process



1. Cutting Unit



2. Cutting of Tile



3 Refining Smooth Rough Edges With A Diamond Polishing Pad

2. Centre Cutting Process



1 Non Percussion Drill



2. Cut with Diamond Blade Angle Grinder



3 Refining Smooth Rough Edges With A Diamond Polishing Pad

3. Centre Drilling Process



1 Round Cut with Diamond Blade Drill

Instructions

Laying & Levelling



1. Cement laying on Floor



2. Cement laying on Tile



3. Spacers + Leveller



4. Levelling Wedges



5. After Levelling Process leave it for 8-10 hrs.



6. Remove Wedges ones it Dry

Floor Installation


1. First spread the cement mixer onto the floor substrate
2. At the same time, Apply the cement mixer onto the back of the slab with a tile trowel.
3. The recommended cement mixer is must be spread over in one direction only.
4. Using a trowel and following the same direction as previously applied to the back of the slab
5. Being careful to maintain a minimum joint of 3mm.
6. Tap the slab with a rubber trowel for a complete fixing, ensuring the air is expelled.
It is recommended to start from the centre of the slabs and then move towards the edges.
7. Complete the laying operations using a suitable sealant, while keeping at least a 3mm joint through the use of spacers
8. To make this task easier, use the special device for pulling over the slabs, available on the market
9. Levelling wedges at each linear metre of the slabs are recommended
10. After Levelling Process leave it for 8-10 hours Remove Wedges ones it Dry




DESIGN, PATTERN & SHADE VARIATION GUIDE

Current development efforts have made Ceramic tiles to resemble and look authentically identical to natural materials (Stone, Wood, Fabric), and it has become increasingly difficult in many cases, to distinguish between the two.


Recognising this situation, it is necessary to be informed on the grade of Design & Pattern variation that is expected from these products. as a general reference the Design & Pattern guide below classifies a scale of ranges according to the degree of the variation.




V1 Uniform Appearance



V2 Slight Variation



V3 Moderate Variation



V4 Substantial Variation

The Classification Is As Follow:

V1 Minimal Variation

V3 Random Variation

V2 Slight Variation

V4 Substantial Variation

High Definition Image


While Laying the tiles please follow the arrow Mark on the back of the tiles For removing the wax from the surface of the tiles please use the soft cotton cloth for rubbing white any boric/talc powder



 Add.
Plot No. 1 to 9, Survey No. 829,
Shree Hari Estate, B/h. Soriso Ceramic,
Opp. RAK Ceramic, Lakhadhirpur Road,
Morbi-2, Gujarat 363642.

 info@gscorp.in

 www.gscorp.in

 +91 98795 34340 | +91 99254 43306